

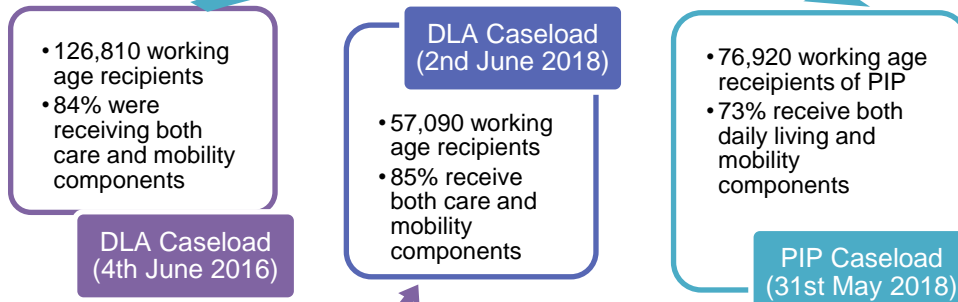
# DLA To PIP Reassessment June 2016 to May 2018

Published 26<sup>th</sup> September 2018 by Analytical Services Unit, Department for Communities (DfC) [ASU@communities-ni.gov.uk](mailto:ASU@communities-ni.gov.uk)

This report provides information on the breakdown of those who have been reassessed from Disability Living Allowance (DLA) to Personal Independence Payment (PIP) and whether their entitlement has changed. It compares the award level of the DLA working age population before **PIP launched on the 20<sup>th</sup> June 2016** and the current award level (May 2018) of the PIP working age population.

## DLA v PIP Caseload

## Highest Rate of Award - PIP v DLA Comparison



### DLA Cases

- **55%** of the 126,810 working age DLA recipients (at closest extract date to PIP launch) received the high rate for at least one component.

### All PIP Cases

- **71%** of the 76,920 PIP claims in payment (at 31st May 2018) received the high rate for at least one component.

### Reassessed Cases

- **75%** of the 57,700 PIP recipients reassessed from DLA have been awarded PIP at the high rate for at least one component.

PIP Launch - Jun 2016

Mandatory Reassessments - Dec 2016 onwards

Voluntary Reassessments - Jun 2016 onwards

Reassessments Complete - Apr 2019

## Award Rate

**75%**

- of DLA reassessment claims from June 2016 to May 2018 were awarded PIP based on initial decision.

## Entitlement Increased v Entitlement Decreased



- 38% of re-assessed claimants have had their award amount increased.
- 18% had their award left unchanged.
- 44% of DLA claimants who have been re-assessed under PIP rules received a lower level of award or no award; this includes 1% of people who chose to withdraw their claim.

## Main Disabling Condition



- 56% of reassessed claims with learning difficulties saw their award increased (56% in GB).



## At a glance

DLA v PIP Caseload	2
Reassessment Outcomes	3
Reassessment Outcomes by Main Disabling Condition & DLA Award Type	4
About these statistics	5

### Additional tables and data

Supporting data tables can be accessed on the DfC website at the following link:

<https://www.communities-ni.gov.uk/articles/personal-independence-payment-statistics>

### Issued by:

Analytical Services Unit  
Department for Communities  
Lighthouse Building  
Gasworks Business Park  
Belfast  
BT7 2JB  
Email: [asu@communities-ni.gov.uk](mailto:asu@communities-ni.gov.uk)

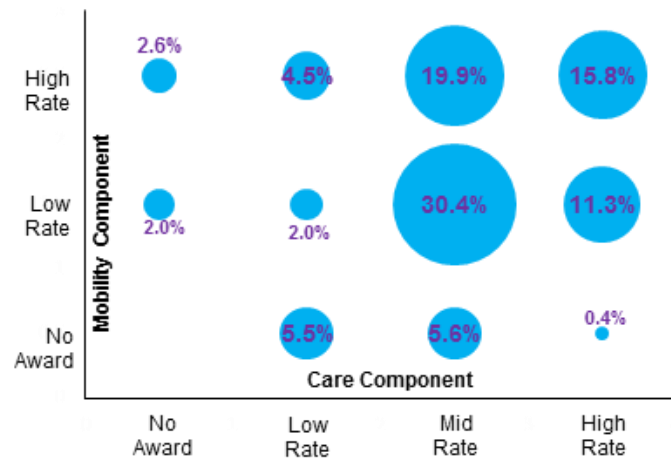
Published: 26<sup>th</sup> September 2018

## What you need to know

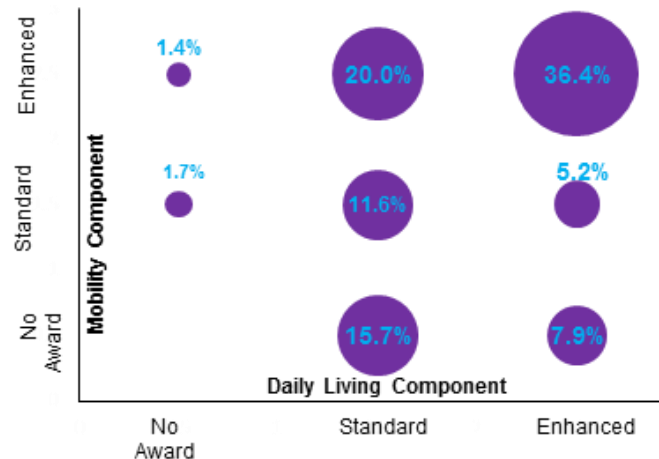
- PIP reassessment outcome shows the outcome based on the initial decision and does not include awards given as a result of mandatory reconsiderations or appeals.
- Please note the figures in this report which are to May 2018 do not take into account the exercise which DfC started on 28 June 2018 to review cases that may be affected by the recent PIP Judgements in GB. This may lead to a change in some of the figures presented in this publication.
- For each individual who has a PIP reassessment outcome their PIP entitlement has been compared to their DLA entitlement at the time of their PIP reassessment registration.
- 'Award Increased' means the Department has made a decision to award PIP and the total monetary value of the PIP award (Daily Living plus Mobility component) is higher than the total monetary value of the DLA award (Care component plus Mobility component).
- 'Award Unchanged' means the Department has made a decision to award PIP and the total monetary value of the PIP award (Daily Living plus Mobility component) is the same as the total monetary value of the DLA award (Care component plus Mobility component).
- 'Award Decreased' means the Department has made a decision to award PIP and the total monetary value of the PIP award (Daily Living plus Mobility component) is less than the total monetary value of the DLA award (Care component plus Mobility component).
- Age band shows the age of each individual on date of PIP registration.
- 'Disallowed post-referral to the assessment providers (AP)' includes claims that have been disallowed following the assessment due to the claimant not scoring enough points at the assessment to be awarded the benefit, or the claimant failing to attend the assessment without good reason.
- 'Disallowed pre-referral to the assessment providers (AP)' includes claims that have been disallowed due to failure of basic eligibility criteria or non-return of the Part 2 form within the time limit and have not been marked as requiring additional support.
- 'Withdrawn' includes all claims that have been withdrawn by the claimant prior to a decision being made. This can take place at any point in the claimant journey following registration of a claim.
- 'Main disabling condition' is the disability recorded on the DLA administrative system for each individual. An individual may have more than one disability however this is the medical cause of the main disability which gives rise to the award of DLA. This is used because disability information is recorded on the PIP computer systems only for those cases that have a PIP assessment report.
- Figures include reassessment outcomes for individuals who were aged between 16 and 64 on 20th June 2016, and include both PIP Normal Rules and Special Rules for the Terminally Ill claims.
- Figures have been rounded to the nearest 10 and percentages have been rounded to the nearest 1%.
- Totals may not sum due to rounding.

# DLA v PIP Caseload

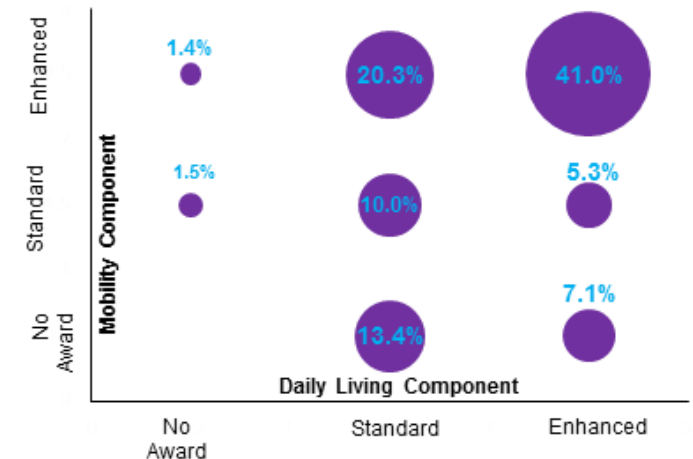
DLA Working Age Recipients (at 4<sup>th</sup> June 2016) by Award Level



All PIP Recipients (at 31<sup>st</sup> May 2018) by Award Level



PIP Recipients Reassessed from DLA (at 31<sup>st</sup> May 2018) by Award Level



## DLA Caseload (4<sup>th</sup> June 2016)

- At the 4<sup>th</sup> June 2016 (closest extract date to PIP launch) there were 212,980 DLA claimants.
- As PIP is a working age benefit to provide a more representative comparison the above figures are based on the working age population of 126,810 recipients.
- Of these 126,810 working age recipients<sup>1</sup> of DLA
  - 28%** (34,880) were receiving the high care component;
  - 43%** (54,240) were receiving the high rate mobility component;
  - 55%** (69,120) were receiving the high rate for at least one of the two components.

For further information see Table 7a

## PIP Caseload (31<sup>st</sup> May 2018)

- At the 31<sup>st</sup> May 2018 there were 76,920 PIP claimants.
- Of the 76,920 PIP claimants:
  - 50%** (38,150) were receiving the enhanced daily living component;
  - 58%** (44,510) were receiving the enhanced mobility component;
  - 71%** (54,630) were receiving the enhanced rate for at least one of the two components.

For further information see Table 7b

## Reassessed PIP Caseload (31<sup>st</sup> May 2018)

- At the 31<sup>st</sup> May 2018 there were 76,920 PIP claimants, of which 57,700 were reassessed from DLA.
- Of the 57,700 re-assessed DLA claims:
  - 53%** (30,790) were receiving the enhanced daily living component;
  - 63%** (36,200) were receiving the enhanced mobility component;
  - 75%** (43,310) were receiving the enhanced rate for at least one of the two components.

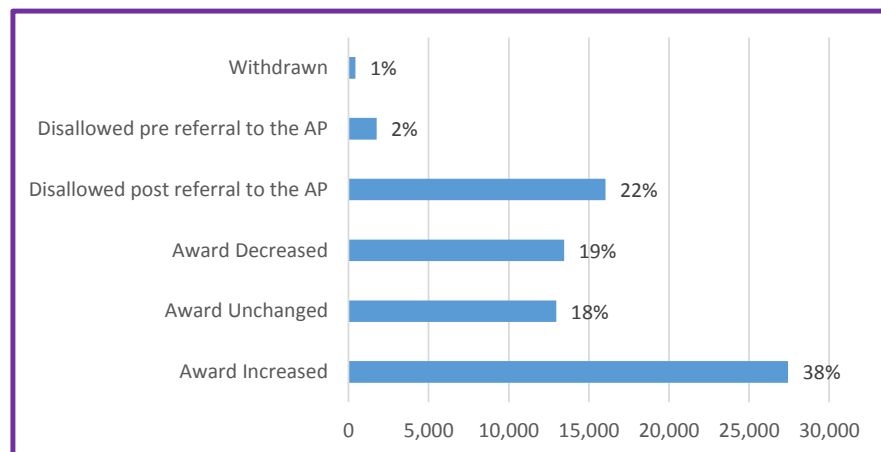
For further information see Table 7c

<sup>1</sup> Some claimants do not receive a benefit payment. Therefore recipients are the number of claimants who receive a benefit payment.

# Reassessment Outcomes<sup>2</sup>

## DLA Reassessments by Outcome type

## Key Facts



**75%** of all DLA Reassessed claims were awarded PIP based on initial decision

**25%** were Disallowed or Withdrawn based on initial decision.

**31%** of Reassessed DLA claims were awarded the highest rate of PIP.

From 20<sup>th</sup> June 2016 when PIP was launched until the 31<sup>st</sup> May 2018, **72,080** DLA reassessment claims to PIP have been cleared in Northern Ireland. Of these:

- **38%** (27,430) had their award increased;
- **18%** (12,970) had their award left unchanged;
- **19%** (13,450) had their award decreased;
- **22%** (16,040) were disallowed after the assessment;
- **2%** (1,750) were disallowed before the assessment; and
- **1%** (440) withdrew their claim.

Three quarters (**75%**) of those who registered received an award of PIP.

**38%** of those who registered received an increase in the level of award.

**44%** of those who registered received a lower level of award or no award; this includes **1%** of people who chose to withdraw their claim.

**31%** (22,650) of the DLA to PIP clearances (72,080) received PIP at the highest rate (enhanced daily living with enhanced mobility components). This compares with **14%** of above-mentioned cases receiving both high rate care and high rate mobility DLA at the point of reassessment (*Table 1a, b*).

Statistics on outcomes are also broken down by:

- Age (*Table 3*);
- Gender (*Table 4*);
- DLA disability group (*Table 5*);
- Local Government District (*Table 6*).

Further information on reassessment outcomes by type, including these breakdowns, can be found in the tables that accompany this release.

<sup>2</sup> Figures on pages 3 and 4 exclude 'Rising 16s'. Rising 16s are claimants who reach 16 years of age and so cease to be eligible for DLA but may be eligible for PIP. This is different from the approach used in the statistics included on the previous page which include Rising 16s.

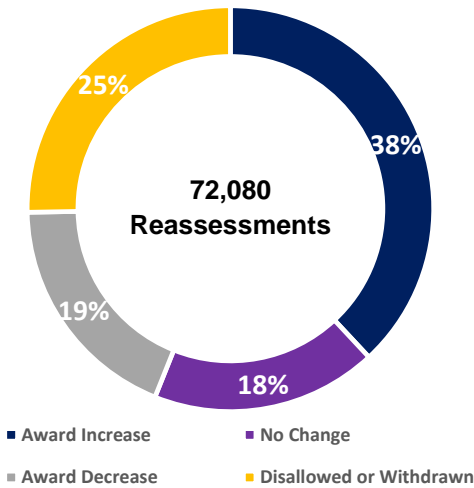
# Reassessment Outcomes by Main Disabling Condition and DLA Award Type

The following breakdowns show the outcome of the initial decision on each reassessment claim (i.e. they reflect outcomes prior to any reconsideration, appeal action and award review). This includes all decisions made between 20<sup>th</sup> June 2016 to 31<sup>st</sup> May 2018.

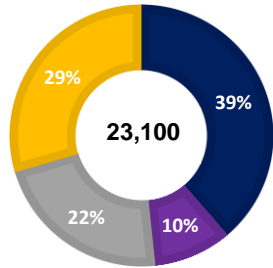
## DLA to PIP Reassessment Overall Outcomes

## Key Facts

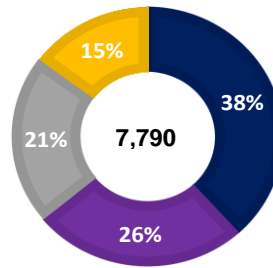
### All Reassessments



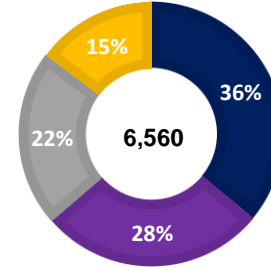
### Other Mental Health



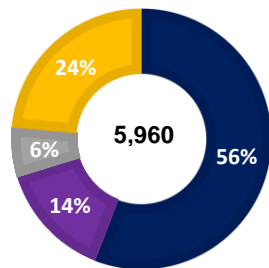
### Arthritis



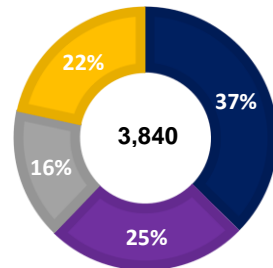
### Back Ailments



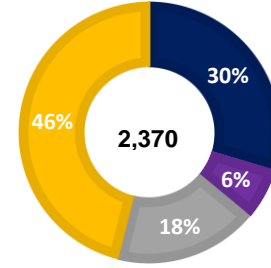
### Learning Difficulties



### Muscles/joint/bone disease



### Epilepsy



Claimants may often have multiple disabling conditions upon which their entitlement decision is based but only the primary DLA condition is shown in these statistics. It is possible that a reassessment claim could have different main disabling conditions recorded on the DLA and PIP systems. This includes all decisions made between 20<sup>th</sup> June 2016 and 31<sup>st</sup> May 2018.

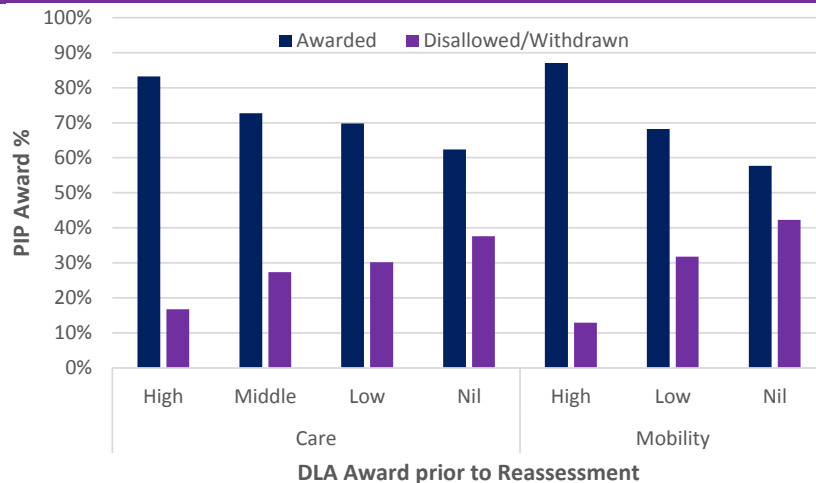
The proportion of cases with award changes differed across the various main disabling conditions. The 6 most common DLA groups made up 69% of all reassessments. Among these groups 'learning difficulties' had the highest proportion of cases with an increased award (56%).

Further information on reassessment outcomes for all main disability groups can be found in table 5 that accompanies this release.

## Reassessment Outcome by Disability Living Allowance Award Type

### Award by Outcome

### Key Facts



These charts show the percentage of working age DLA cases that have been reassessed to date and awarded PIP. This is categorised by the type of DLA award (Table 1D):

- **83%** of those previously in receipt of DLA at the highest care rate (and any rate of mobility component) were awarded PIP on reassessment.
- **87%** of those previously in receipt of DLA with high mobility rate (and any care rate) were awarded PIP on reassessment.

Further information on reassessment outcomes, including all disability groups can be found in the tables that accompany this release.

## About these statistics

This summary contains experimental statistics on outcomes and awards for claims made by those with an existing claim for Disability Living Allowance (DLA) (known as Reassessments). It also gives a breakdown of the DLA working age caseload at the 4<sup>th</sup> June 2016 which is the closest scan to the launch date of PIP (20<sup>th</sup> June 2016) and the most recently published caseload details for PIP (31<sup>st</sup> May 2018).

Data is sourced from the PIP Computer System and represents a 100% population of PIP claimants with a postcode in Northern Ireland at the associated dates. All figures are rounded to the nearest 10 and as a result may not sum to stated totals.

DLA data is sourced from the Department for Communities Analytical Services Unit Disability Living Allowance MIDAS data.

### Data Quality Statement

These statistics are in an experimental stage and as such are subject to retrospective revision in any future releases.

The methodology for gathering these statistics is still in development and is also in the process of being quality assured. The methodology may change, leading to a revision of the figures contained within.

This is a standalone document however future releases of these figures will be contained within the quarterly PIP publication.

### PIP Operational Roll Out

PIP was introduced in Northern Ireland on 20<sup>th</sup> June 2016 for all new claims and where the award period for DLA had come to an end.

From December 2016, the main reassessment of all existing working age DLA claims began with claimants selected at random. This process is expected to be completed by April 2019.

### Further Information & Feedback

For more information on PIP statistics, including detailed tables, please visit:  
<https://www.communities-ni.gov.uk/articles/personal-independence-payment-statistics>

For more information on DLA statistics, including detailed tables, please visit:  
<https://www.communities-ni.gov.uk/articles/benefits-statistics-summary>

Alternatively, contact DfC Analytical Services Unit at: [asu@communities-ni.gov.uk](mailto:asu@communities-ni.gov.uk)

For more information on PIP in general, please visit:  
<https://www.nidirect.gov.uk/articles/personal-independence-payment>